



National Marine Manufacturers Association

nmma.org

ECONOMIC SIGNIFICANCE OF RECREATIONAL BOATING IN TEXAS

CONGRESSIONAL DISTRICT 24

Number of Recreational Boats*	13,201
Recreational Boating Industry Businesses	40
Total Jobs	1,204
Annual Recreational Boating-Related Spending	\$63.6 MILLION




RECREATIONAL BOATS IN TX-24

TOTAL BOATS* ▶ 13,201

REGISTERED BOATS 13,201

Power boats	9,270
PWCs	3,462
Sailboats	455
Other Boats	14

HOUSEHOLDS PER BOAT 22.0

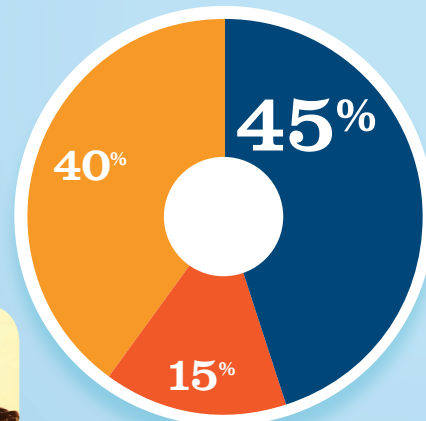


* Total boats are registered boats as reported by states to the USCG.

RECREATIONAL BOATING CREATES JOBS IN TX-24

TOTAL BOATING JOBS ▶ 346

Boat Building	-
Motor / Engine Mfr.	-
Accessory / Supplies Mfr.	138
Dealers / Wholesalers	52
Boat Services	156



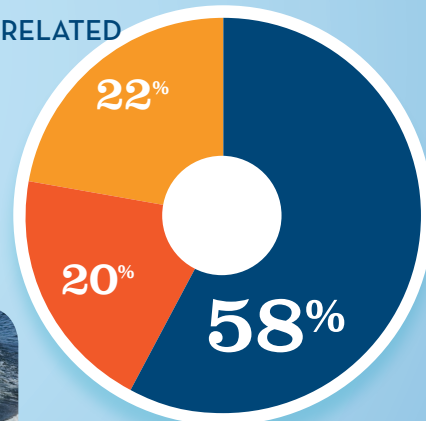
● BOAT BUILDING † ● DLRS/WHOLESALERS
● MOTOR/ENG. MFR. † ● BOAT SERVICES
● ACC./SUPPLIES MFR. † 0%



RECREATIONAL BOATING-RELATED BUSINESSES IN TX-24

TOTAL BUSINESSES ▶ 40

Boat Building	-
Motor / Engine Mfr.	-
Accessory / Supplies Mfr.	9
Dealers / Wholesalers	8
Boat Services	23



● BOAT BUILDING † ● DLRS/WHOLESALERS
● MOTOR/ENG. MFR. † ● BOAT SERVICES
● ACC./SUPPLIES MFR. † 0%

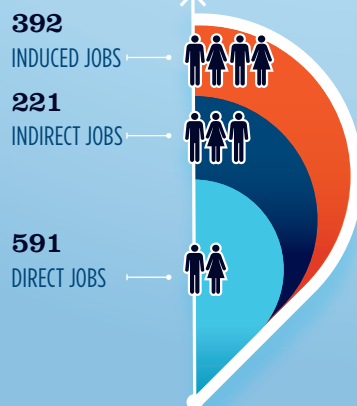


ESTIMATED JOBS IMPACT OF RECREATIONAL BOATING-RELATED SPENDING IN TX-24

EST. TOTAL JOBS ▶ 1,204

EST. TOTAL LABOR INCOME \$49.9 MILLIONS

Est. Direct Income	\$20.4
Est. Indirect Income	\$12.3
Est. Induced Income	\$17.2

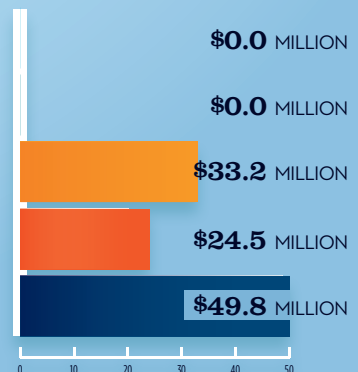


RECREATIONAL BOATING INDUSTRY SALES IN TX-24

Boat Building	\$0.0
Motor / Engine Mfr.	\$0.0
Accessory / Supplies Mfr.	\$33.2
TOTAL MFR. SALES	\$33.2

Dealers / Wholesalers	\$24.5
Boat Services	\$49.8
TOTAL RETAIL & SERVICES SALES	\$74.3

● BOAT BUILDING ● DLRS/WHOLESALERS
● MOTOR/ENG. MFR. ● BOAT SERVICES
● ACC./SUPPLIES MFR.



Source: NMMA's Center of Knowledge; Recreational Marine Research Center at Michigan State University